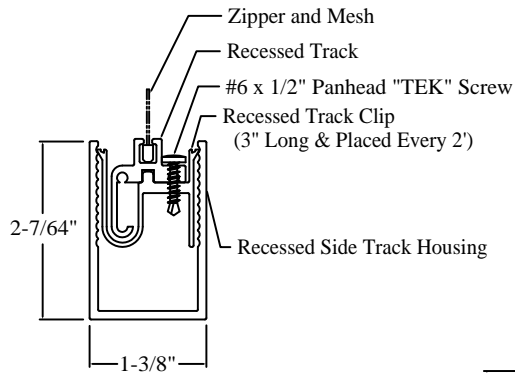


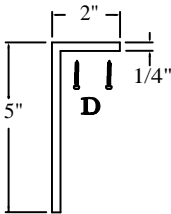
Executive Design Specifications - System with new Recessed Side Track (V2)

(External Assembled View)

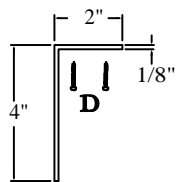
For Illustration Purposes Only - Not Drawn to Scale



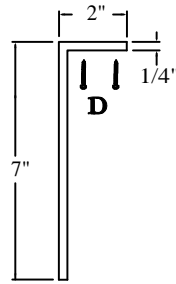
**CROSS SECTIONAL VIEW
OF THE FULLY ASSEMBLED
RECESSED SIDE TRACK (V2)**



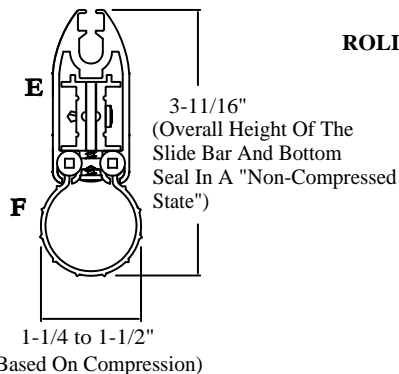
**2 x 5 x 1/4"
ROLLER MOUNTING ANGLE
(FOR 4" ROLLER)**



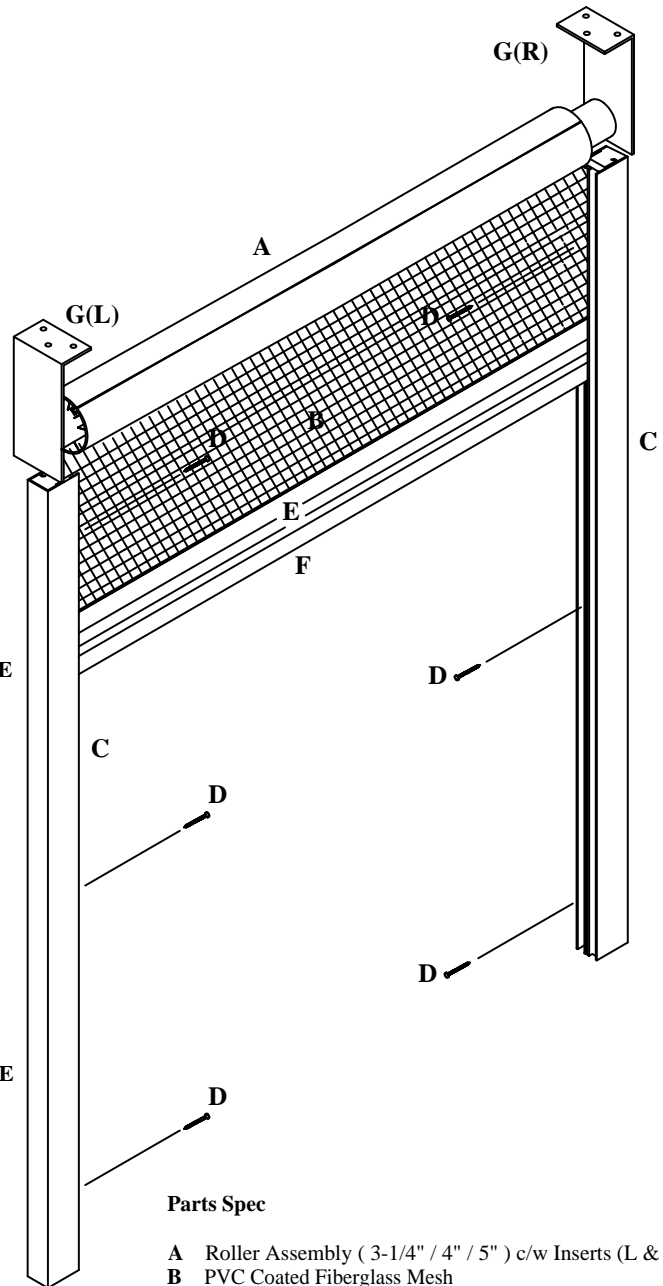
**2 x 4 x 1/8"
ROLLER MOUNTING ANGLE
(FOR 3-1/4" ROLLER)**



**2 x 7 x 1/4"
ROLLER MOUNTING ANGLE
(FOR 5" ROLLER)**



**CROSS SECTIONAL VIEW
OF THE
SLIDE BAR AND
BOTTOM SEAL**



Parts Spec

- A** Roller Assembly (3-1/4" / 4" / 5") c/w Inserts (L & R)
- B** PVC Coated Fiberglass Mesh or other - see Mesh Specifications
- C** Recessed Side Track (1-3/8"W x 2-7/64"D)
- D** #8 or #10 Corrosion Resistant Fastener
Type and length of screws may vary depending on type of mounting surface (Minimum of 3 per Side Track and Roller Mounting Angle)
- E** Slide Bar c/w Probe Assembly
- F** Bottom Seal
- G** Roller Mounting Angle (2 x 4 x 1/8", 2 x 5 x 1/4" or 2 x 7 x 1/4" - all 3-1/4" W)